



Inspiring Futures: Making Memories

Learning creatively with;

High expectations; Integrity; Respect; Resilience & Determination TOGETHER



Springfield Primary Academy would like to thank Robin Hood MAT for their generosity for the reproduction of this home learning pack.



W/C 06.07.2020: Learning Project - Around the World

Age Range: EYFS

Weekly Reading Tasks

Weekly Phonics Tasks

Monday- Listen to stories from around the world - including: [Handa's Surprise](#), [The Tiger's Child](#) and [If The World Were a Village](#).

Monday- Ask your child if they can think of a fruit or vegetable for each letter of the alphabet i.e. a=apple, b=banana.

Tuesday- Choose one of the above stories to share again. Ask your child to retell the story in their own words once they are familiar.

Tuesday- Play Odd and Bob [here](#). Children sort real words and nonsense words by sounding out.

Wednesday- Follow the story [All Are Welcome Here](#) with your child. Discuss how your child's school makes everybody feel welcome.

Wednesday- There are live phonics lessons on Youtube daily. [Click here](#) to watch.

Thursday- Play memory games, 'I went to the market, I bought... The next person repeats the above sentence remembering the items bought already and adding a new one to the list each time. Use fruits like in Handa's Surprise.

Thursday- Splat the Letter- Write out the letters for the sounds your child has been practising on pieces of paper and spread out on the floor. Take it in turns to shout out a sound and both players have to try and splat the sound with their hand.

Friday- Your child can practice reading the tricky words: **into, he, she, me, we, be, you, are, they, my all, her**. Look at newspapers, magazines or leaflets together and circle these words with a felt tip pen or highlighter.

Friday- List countries from around the world e.g. Spain, Peru. Ask your child to identify the initial sound each country begins with. Can they identify other sounds e.g. S-p-ai-n?



Inspiring Futures: Making Memories



Learning creatively with;

High expectations; Integrity; Respect; Resilience & Determination TOGETHER

Weekly Writing Tasks	Weekly Maths Tasks- Take Away
<p>Monday- Encourage your child to look at the food in your kitchen and find out what countries some of it comes from. Search on a map for those countries. Help your child to trace the letter with which the name of those countries start.</p>	<p>Monday- Watch this video to support counting back from 10. CHALLENGE: Ask your child to start at 10 and take away 1. Repeat this until they get to zero. Do they recognise the amount is getting smaller?</p>
<p>Tuesday- After listening to the story Handa's Surprise, ask your child to name and draw different fruits that they know. Label them using describing words.</p>	<p>Tuesday- Generate your own subtraction number stories. Use real life objects at home to show this e.g. 'I have 4 bananas. I eat one. How many are left?'</p>
<p>Wednesday- Ask your child to play in role as Handa from Handa's Surprise. Ask them questions and they must answer as Handa e.g. 'Handa, what is your favourite fruit?' They might answer by saying 'My favourite fruit is tangerines. I was very excited to find lots of them'.</p>	<p>Wednesday- Use a teddy and count backwards making deliberate mistakes. Can your child spot the mistakes? Mistakes can include omitted numbers, repeated numbers or a number in the wrong place. CHALLENGE: Ask your child to spot the mistake when the numbers are written down.</p>
<p>Thursday- Your child can draw a picture of a suitcase and all the things they might take on holiday. CHALLENGE: Ask your child to label the items.</p>	<p>Thursday (theme)- Look at these pictures of flags from around the world with your child. Can they spot any shapes in the flags and can they name them?</p>
<p>Friday- Ask your child to pretend they are on holiday. Get them to make a postcard to send to someone at home. Ask your child to draw a picture of what they are doing on holiday. Can they make a list of what they are doing?</p>	<p>Friday- Use the tens frames (here) to subtract/take away numbers. CHALLENGE: Ask your child to write the accompanying number sentence e.g. $10-1=9$.</p>

Learning Project - to be done throughout the week

The project this week aims to provide opportunities for your child to learn more about countries and cities around the world. Learning may focus on different cultures and traditions, famous landmarks, food and clothing.



Inspiring Futures: Making Memories

Learning creatively with;

High expectations; Integrity; Respect; Resilience & Determination TOGETHER






Flags

- Look at flags from around the world. Discuss which are your child's favourites and why? Ask your child to design and make their own flag using 2d shapes.

Food Tasting

- Find some different foods/fruits from around the world and taste each one. These might include: pizza (Italy), curry (India) and taco (Mexican) or the fruits from the story Handa's Surprise. Your child can create a chart putting a tick next to each food they like and a cross next to the foods they dislike over the course of the week.

Dishes from around the world.	✓ or X
 pizza	
 curry	
 Hot dog	



Pleasant Puppets

- Make your own Handa's Surprise character puppet. Click [here](#) for more ideas.

Toys from Around the World

- Look at this [photography](#) project of children with their toys from around the world. Discuss how life is the same and how life is different in other countries. Can your child draw their favourite toy and write a sentence explaining why this is their favourite?

Where in the World?

- Discuss with your child where your family comes from in the world. If you have them available, show your child photographs of where you, or their grandparents, grew up. This might be similar to where they live now or completely different. Encourage your child to think about the differences between the places. Share your family photographs on Twitter at [#TheLearningProjects](#) so children can compare their own family origins with others.

Coronavirus and Wellbeing- Coping with Change

The change that Covid-19 has caused to our lives has been difficult and has provided countless challenges. For many children, the uncertainty and disruption to everyday life has caused worry and anxiety. These tasks are designed to help children process the current situation, begin to make sense of it and plan for returning to a different normal.

Think



Inspiring Futures: Making Memories



Learning creatively with;

High expectations; Integrity; Respect; Resilience & Determination TOGETHER

- We are experiencing an unusual time and your child probably has lots of questions about the changes to their life. The book '[Staying Home](#)' is a great starting point in answering many of the questions your child might have. '[Good Days in Unusual Times](#)' offers child-friendly tips for coping with change.

Talk

- Talk to your child about a skill they would like to develop or an activity they would like to complete during this extra time at home. Together, create a plan of when and how this could be achieved. This could be illustrated on a weekly timetable or added to your family calendar.

Do

- Go on a Rainbow Walk together. Ask your child to identify things that are red, orange, yellow, green, blue, purple, pink, brown and black.

Visit

- [This document](#) from Emerging Minds offers evidence based advice for anyone supporting children and young people with their worries.

STEM Learning Opportunities #sciencefromhome

Engineering Around the World – Bridges

- A bridge helps people move over obstacles like a river, a valley or a busy road. The world's longest bridge is in China and is 164.8km long. It would take more than two days to walk the length of this bridge. Do you have any bridges near your home? What do they look like?
- Try building a bridge out of paper, Lego or any other building materials you might have at home. Your bridge needs to be big enough for a toy car or small toy to travel over.

Additional learning resources parents may wish to engage with

[White Rose Maths home Learning – Daily lessons with a video and activity.](#) The WRM team will be online every weekday between 10.00 and 11.00am to share children's questions, examples and stories via any of their social media channels. So wherever you are in the world, encourage your child to be part of the daily White Rose Maths fun and conversation!

The Learning Projects are based on the **National Curriculum expectations** for the key stage which your child is in. It may be that your child finds the tasks set within the Learning Project for their year group too simple. If this is the case, then we suggest that your child accesses the Learning Projects which are set for the key stage above. Equally, if the projects are too challenging, then we advise that your child accesses the projects for the key stage below.



Inspiring Futures: Making Memories

Learning creatively with;

High expectations; Integrity; Respect; Resilience & Determination TOGETHER



If your child requires more of a challenge, or you believe that there are some gaps in their learning then [Century Tech](#) is a fantastic resource that is currently free for home learning. The app is designed to address gaps and misconceptions, provide challenge and enables children to retain new knowledge. It uses artificial intelligence to tailor the learning to your child's needs. Sign up [here](#).

#TheLearningProjects

in collaboration with

