



TalkforWriting™

**PLEASE
DONATE!**



**GREAT
ORMOND
STREET
HOSPITAL
CHARITY**

A message from Talk for Writing

Please donate to Great Ormond Street Hospital Children's Charity if you use this resource.

Dear Teacher/Parent/Carer,

Welcome to the third batch of home-school unit booklets!

The first two batches of units have reached hundreds of thousands of children and the positive feedback has been overwhelming.

The units are intended to be used with online support by class teachers and by parents at home. They are produced by unpaid volunteers who are giving their time to help teachers, families and children while the schools are closed and we want to use the units to help an extremely good cause.

We are asking for voluntary contributions to Great Ormond Street Hospital of:

- **£5 per year group unit**

Schools using or sending the link to a unit to their pupils

- **£2 per unit**

Parents using a unit with their child, **if they can afford to do so**

Every single penny raised will go directly to Great Ormond Street Hospital. Due to Covid-19, the hospital has increased its intensive care capacity to make sure they have room for some of the UK's most seriously ill children. They need support now more than ever to give these children a better future.

DONATE HERE

www.justgiving.com/fundraising/home-school-booklets

I hope you enjoy using the unit. Thank you for your support.

With best wishes,

Pie Corbett

Talk for Writing

What is Talk for Writing?

Thousands of schools in the UK, and beyond, follow the Talk for Writing approach to teaching and learning. Find more about it [here](#).





TalkforWriting™

Talk for Writing Home-school booklet

The Gadgets Workbook

by James Walker



© Copyright of James Walker and Talk for Writing 2020.
Permissions: Sharing the web link / URL to where this booklet sits on the Talk for Writing website with colleagues and parents is encouraged, but no part of this publication should be re-uploaded elsewhere online, reproduced or altered without permission.
www.talk4writing.com



Introduction - Spies

I love films and books about spies! Some of my favourites are Alex Rider, Johnny English, Jane Blond, Spy Kids and, of course, James Bond - 007. Which is yours? One reason I enjoy them is finding out about the incredible gadgets they use on their missions.



★ Let's start by having some spy fun!

★ Can you crack these spy codes to reveal the hidden messages?

CODE 1

REVOCREDNU KROW SEIPS

YTITNEDI EURT RUOY LAEVER REVEN

TERCES A NIOSSIM EHT PEEK

CODE 2

1) 20-8-5 6-9-18-19-20 1-12-5-24 18-9-4-5-18
2-15-15-11 9-19 19-20-15-18-13-2-18-5-1-13-5-18

2) 10-1-13-5-19 2-15-14-4-19 2-15-19-19 9-19
3-1-12-12-5-4 13

3) 19-16-9-5-19 1-18-5 20-18-1-9-14-5-4 1-20
7-3-8-17

Hint: to move forwards, sometimes you need to move backwards.

Clue: M = 13 and Y = 23

Note: Answers can be found on the final page of the booklet

★ Now find out your own spy name!

Take the first letter of your first name **AND** then the first letter of your surname:


A : PHOENIX	N : ACE	A : KODAK	N : ESPIONAGE
B : FLASH	O : ROGUE	B : COBRA	O : BOND
C : NEO	P : GUNNER	C : YELLOWFINGER	P : FIRESTAR
D : SPARTAN	Q : HOLT	D : NITRO	Q : ZAPMAN
E : WINCHESTER	R : TRIGGER	E : LIBERTY	R : DANGER
F : ORLANDO	S : KRAVEN	F : BRIDGE	S : KNIGHT
G : CHIP	T : INDIGO	G : QUICKSILVER	T : ARCHER
H : LIGHTNING	U : XAVIER	H : ORANGE	U : HUNTER
I : HAWK	V : BUSTER	I : ULTRA	V : CARTER
J : ZED	W : AGENT	J : 'X'	W : MOONRAKER
K : DIRK	X : MARSHALL	K : WONDER	X : VIPER
L : QUENTON	Y : DEPUTY	L : ROGUE	Y : JONES
M : VIC	Z : ULYSSES	M : STORM	Z : INSTINCT

My name (James Walker) becomes: **Zed Moonraker**.

What would yours become?

Introduction - Persuasive Writing

In this workbook, we are going to creating a state-of-the-art gadget for a spy, or one for school, or even one to use around your house. We are going to be **persuading** our reader to buy one, a bit like an advert you might get on TV, in a magazine or even on the side of a bus!



Model text for persuasion



Any good unit starts with a cracking model text and here is ours! It is a good example of a persuasive text which we can use as a starting point to write our own advert. Have a read or a listen here: <https://soundcloud.com/talkforwriting/multi/s-UGaRuBfv42i>

The Multi-Function Mobile Phone

Are you a spy interested in the latest, state-of-the-art gadgets? If so, you will need the new Multi-Function Mobile Phone. Don't be the only spy left stranded on your next mission unable to contact those back home.

The Multi-Function Mobile Phone is the ideal phone for all spies as it boasts a host of amazing features. Firstly, it has worldwide access so that you can always be in contact with HQ. Additionally, it has a cloaking mode allowing you to make untraceable calls.

This ideal mobile phone has the added bonus of a hidden tranquillizer dart that can be fired through the aerial. It is guaranteed to leave your enemies stunned (though with no serious after effects). A further feature is that the phone is made from titanium steel; it is unbreakable, working both underwater and in outer space!

Perhaps the most essential reason for purchasing this 'must-have' phone is that it can only be used by the owner. Access to the phone is restricted using a Fingerprint Recognition Scanner (or F.R.S. for short). Your secret missions and evidence will be safe using this phone as it is simply impossible to hack into.

Don't just take our word for it! Listen to what James Bond - who is known by his code number 007 - has to say about this must-have phone: "I thought I had every gadget I required until Q invented the magnificent Multi-Function Mobile Phone. Now I wouldn't possibly attempt a mission without it."

If that weren't enough, the Multi-Function Mobile Phone comes complete with a wireless charger and free leather case. Make sure you don't miss out: buy it today from any good spy shop!

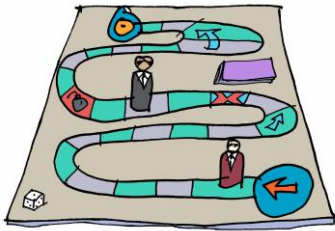
Activity 1: Vocabulary

Re-read The Multi-Function Mobile Phone. The words below are from the model text. I want you to write down a definition and a synonym (a word that means the same or similar). If you are stuck, you could ask someone else in your home, use a dictionary or the internet.

Word	Definition that fits the model text	Synonym
state-of-the-art		
stranded		
boasts		
HQ		
cloaking		
untraceable		
tranquilizer		
guaranteed		
essential		
required		

★ You could magpie some of these words and use them in your own writing later on.

Activity 2: Persuasive games



We will need to be really persuasive in our writing. Let's warm up by playing a couple of persuasive games

★ Crazy Persuasions

You could do this in a pair taking it in turns, on your own or even try to write the little persuasions down.

Take one minute to try to persuade ...

- ✓ **A cat to make friends with a dog**
- ✓ **A parent to let you stay out late**
- ✓ **A teacher to cancel all homework**
- ✓ **A prince/princess to marry you**
- ✓ **The England manager to pick you for the team**
- ✓ **A wicked witch to change her ways**

★ Estate Agent Role Play

Take the role of an estate agent whose job it is to try and sell houses. You have a difficult challenge here to sell the run-down property in the picture.

- Write your own persuasive paragraph
- Use the writing frame and add in pushy, persuasive language
- Design the poster that would be stuck in the estate agent's window

The estate agent role play



For sale! A ___ opportunity to buy this ___ house. This ___ building is perfect for people who like ___. It is ___ placed for the ___ and railway. The ___ garden and ___ car parking is a ___ bonus. It comes complete with a ___ that money just cannot buy. The ___ adds that ___ factor. The ___ price means that it won't last ___.

Activity 3: Underlying pattern of adverts

Let's go back to the model text. I have picked out the underlying pattern for you in the box-up underneath; this will help guide your writing. Remember this is just a guide and if you are confident you could add in extra paragraphs, different sections, diagrams etc.

Underlying structure of advert/persuasion	Model Text
<ul style="list-style-type: none"> Punchy/catchy title 	<p>The Multi-Function Mobile Phone</p>
<ul style="list-style-type: none"> Opening hook – to make reader feel must have this item 	<p>Are you a spy interested in the latest, state-of-the-art gadgets? If so, you will need the new Multi-Function Mobile Phone. Don't be the only spy left stranded on your next mission unable to contact those back home.</p>
<ul style="list-style-type: none"> List main features in persuasive manner 	<p>The Multi-Function Mobile Phone is the ideal phone for all spies as it boasts a host of amazing features. Firstly, it has worldwide access so that you can always be in contact with HQ. Additionally, it has a cloaking mode allowing you to make untraceable calls.</p>
<ul style="list-style-type: none"> Extra features or bonuses 	<p>This ideal mobile phone has the added bonus of a hidden tranquillizer dart that can be fired through the aerial. It is guaranteed to leave your enemies stunned (though with no serious aftereffects). A further feature is that the phone is made from titanium steel; it is unbreakable, working both underwater and in outer space!</p>
<ul style="list-style-type: none"> Key reason for purchasing gadget 	<p>Perhaps the most essential reason for purchasing this 'must-have' phone, is that it can only be used by the owner. Access to the phone is restricted using a Fingerprint Recognition Scanner (or F.R.S. for short). Your secret missions and evidence will be safe using this phone as it is simply impossible to hack into.</p>
<ul style="list-style-type: none"> Supporting quotation from a well-known person 	<p>Don't just take our word for it! Listen to what James Bond - who is known by his code number 007 - has to say about this must-have phone: "I thought I had every gadget I required until Q invented the Multi-function Mobile Phone. Now I wouldn't possibly attempt a mission without it."</p>
<ul style="list-style-type: none"> Free offers plus necessary information (where to buy it) 	<p>If that weren't enough, the Multi-function Mobile Phone comes complete with a wireless charger and free leather case. Make sure you don't miss out: buy it today from any good spy shop!</p>

Activity 4: Making a toolkit for persuasion



Before we start thinking about our own ideas for advertising our gadget, we need to look closely at the text and see what writing tools/tips/tricks the author has used so we can do the same in ours.

★ Below I've given you a list of all the key tools for persuasion plus one example. STOP and go back to the text and find at least one example from the text and add them to the toolkit below:

To persuade our reader we can ...

- ★ **Hook the reader** – start with a question or exclamation to tempt your reader in - *Do you always feel bored?*
- ★ **Use imperative/bossy verbs** – *Buy now!*
- ★ **Talk to the reader** – 2nd person – *Would YOU like to be ...*
- ★ **Boast** – *The finest gadget ...*
- ★ **Include testimonials/quotations** – *As recommended by Harry Kane...*

Activity 5: Quotation practice

You might already be an expert at writing down quotations, especially if you have had done a unit on this before at school. If so, you could skip past the next activity and start thinking of your own ideas for your gadget.

But I'm going to show you how to include a quotation from an expert, witness or previous owner. Let's look at the example from our model:

Listen to what **James Bond** - who is known by his code number 007 - has to say about this must-have phone: "I thought I had every gadget I required until Q invented the Multi-function Mobile Phone. Now I wouldn't possibly attempt a mission without it."

- 1) **Choose the person you want to quote:** it shouldn't be someone random! They need to have something useful to say about what you are writing about or be very well known to back you up.
E.g. a scientist a doctor a previous owner
 an inventor a witness an expert on topic
- 2) **Tell the reader more about them:** As you can see in the example, you can use punctuation to drop in extra information about the person. This could be where they are from, where they work or their experience on the subject. Brackets, dashes or commas can be used to do this.
- 3) **Get your speech punctuation right:** As you can see in the example, we need to have the speech marks or inverted commas before the person starts talking and ending when they stop talking after the full stop!
- 4) **Introduce your speech with a colon:** If you have introduced your speech with a full sentence that makes sense on its own, you should use a colon.

Have a go at writing at least 3 quotations following or imitating the pattern of the model below. You could do it about some of the gadgets on the next page. I've done another one to show you how:

Dr Marc Newton, the gadget supremo from Oxford University, has been testing spy gadgets for decades: "Of all the gadgets I have tested, the Spy Car 3,000 is the greatest invention. It is a mind-blowing contraption."

★ **Now it's your turn to write your quotations.**

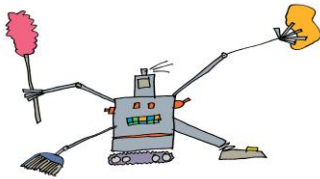


Activity 6: New ideas

Now comes the fun part! You need to come up with your own gadget. Here are a few options to choose from. However, if you have your own idea, go for that!



1) **A different gadget for a spy:** watch, glasses, car, pen, suitcase,



2) **A gadget for your home:** bedroom-cleaner, chore-completer, sister-trapper...



3) **A gadget for school:** homework machine, teacher-pleaser, exam-cheater, classroom-tidier...

Design yours!

4) **The Teacher-Pleaser Machine**



5) **Spy Watch 2,000**



6) **Automatic bedroom-cleaner**



7 **Spy Car T4000**

It can be very helpful to gather your ideas into sections to help you plan. Start jotting them down under the headings below. The more the better as you can choose your best soon:

Who is the gadget for?

Catchy name for the gadget

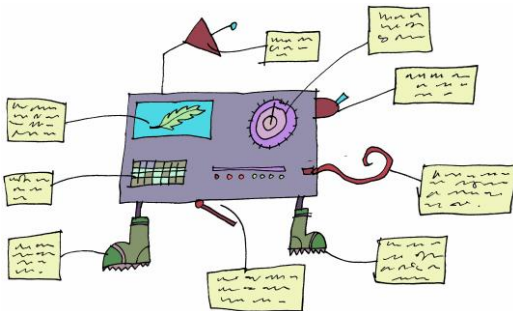
Features

Bonuses/extras

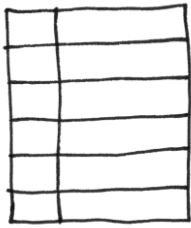
Quotation/testimonial

Key reason for purchasing

Activity 7: Draw your gadget



To help you get a real picture of what your gadget is like, why not have a go at drawing a diagram of it. Make sure to label your diagram with the different features it offers. As you are drawing, you might come up with new ideas that you haven't thought of yet. Get ready to add them to your plan.



Activity 8: Planning Now we are going to organise our ideas into a box-up planner to help structure your writing. You can just write your ideas in bullet points or try to draft your writing in sentences. The more you get on your plan, the easier your writing will be!

Underlying structure of and advert/persuasion	Jot down notes on your ideas for your gadget
Punchy/catchy title	
Opening hook – to make reader feel must have this item	
List main features in a persuasive manner	
Extra features or bonuses	
Key reason for purchasing gadget	
Supporting quotation from a well-known person/expert	
Free offers plus necessary information (website, phone number, price)	

Activity 9: Talk your plan through



It is really important to have a good read through your plan to make sure that it makes sense. Why not read it aloud to someone in your house and see if they have any suggestions for how to improve it.

Activity 10: Time to write your advert/persuasion

To help you with your writing, you have lots of different things to help you:

- ✓ The original model text of an advert – The Multi-Function Mobile Phone
- ✓ The toolkit for persuasion
- ✓ Your ideas page
- ✓ Your diagram
- ✓ The vocabulary we learned from the model
 - ✓ And most importantly, your plan



.....

.....

.....

.....

.....

.....

.....

.....

.....

.....

.....

Activity 11: Re-read, polish and improve

Re-reading is such an important part of writing but we sometimes miss out. Best practice is to write a couple of sentences, re-read, edit and polish as you go. Ask yourself:

- ✓ Does it fulfil its purpose and make sense?
- ✓ Should some of the sentences be rewritten or tightened?
- ✓ Are there secretarial errors: spellings, punctuation and grammar?
- ✓ Should the vocabulary be improved or thinned out?

Before having a go at editing your own work, why not practise on my paragraph below. You could use a different colour to make the changes OR re-write the paragraph with the errors corrected and writing improved.

Firstly all Spy-Car 2000s look like a top of the range cars. They are usually silver but can be a lite sapphire color. the majority of spy car's have rocket booster's, they can drive extra fast. Amazingly this means the spy car is the fastest car on the road! Stereotypically, they are made from big metal so it can survive any spy mission

Activity 12: Extension writing choices

You are not finished yet! There are lots of different bits of writing you could do if you are enjoying this unit:

- ✓ Write another advert about a different gadget
- ✓ Write an advert for a real-life gadget (Xbox, scooter etc)
- ✓ Persuade someone to become a spy
- ✓ Design an advertising poster for your gadget
- ✓ Have a go at building a model of your gadget using bits from round the house

Activity 13: Turn your writing into a radio advert



Writing comes alive when it is read out loud and performed. You could just do this for yourself, or for your family or record it and send it to other people you know to cheer them up or inspire them to do their own. I am sure that your teachers would be over-the-moon to hear your performances!

Top tips for performing your writing:

- a. **Know your writing really well so you can focus on the performance – practise a few times before you record it.**
- b. **If you have a quotation or testimonial, you could get a family member to help or you could even put on a different voice!**
- c. **You could make up a fake radio or TV show that the advert is on. Introduce the show, give it a name and then pass over to someone selling your product.**
- d. **Listen to adverts on the television or radio and listen to the tone of the voices used. Practise imitating the way the words are spoken.**
- e. **Now think about the tone of voice you are going to use on certain words or lines. Remember we are being persuasive so you need to sound enthusiastic! Exaggerate your gadget; it is the best in the world after all! Try a catchy rhyme or jingle to catch the ear of your listener.**
- f. **Be confident and enjoy it! Try not to re-record yourself 1,000 times trying to make it perfect.**

If you enjoyed this activity, why not tune in to the creative writing show Radioblogging each morning at 9:30am with Pie Corbett.
<https://radioblogging.net/>

I hope you have enjoyed working through this workbook. Please share any work produced by tweeting me @MrWalkerPrimary

By James Walker a Year 6 Teacher and Talk for Writing Trainer from Bristol.

Answers to the CODES!

CODE1

1. SPIES WORK UNDERCOVER

Stormbreaker

2. NEVER REVEAL YOUR TRUE IDENTITY
called M

3. KEEP THE MISSION A SECRET

CODE 2

1. The first Alex Rider is

2. James Bond's boss is

3. Spies are trained at GCHQ

James Walker is a teacher who also works as a trainer with Talk for Writing to help schools develop the approach.

Edited and designed by Julia Strong
Prepared for online distribution by Nick Batty

To find out more about Talk for Writing, visit www.talk4writing.com.

Permissions: Sharing the web link / URL to where this booklet sits on the Talk for Writing website with colleagues and parents is encouraged, but no part of this publication should be uploaded elsewhere online, reproduced or altered without permission.

Thanks to Lauren Stringer and all the authors of graphics from Flaticon.com, including Freepix, Smashicons, and Becris and Valeria from Pexels.com, for sharing their content.

Thanks to Jon Ralphs for the cartoons: jonralphs.com

